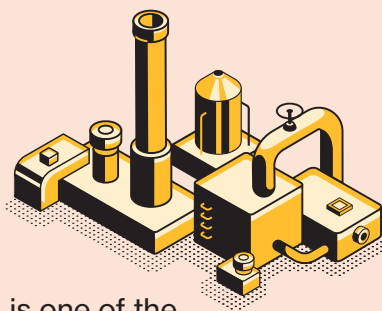


Introduction to Canadian Energy

Canadian Energy Centre

canadianenergycentre.ca

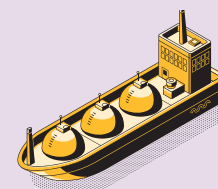


Canada is one of the **world's top** oil and gas producers, exporting **4.7 billion cubic feet per day** of natural gas and **3.7 million barrels per day** of oil in 2020, almost exclusively to the U.S.

Source: Canada Energy Regulator


Expanding **LNG** in **BC** could add **96,550 jobs** across Canada annually between 2020-2064

Source: Conference Board of Canada



Natural gas from the LNG Canada project, currently under construction, could **reduce GHG emissions** in China by the equivalent of shutting down **20 to 40 coal-fired plants**

Source: LNG Canada

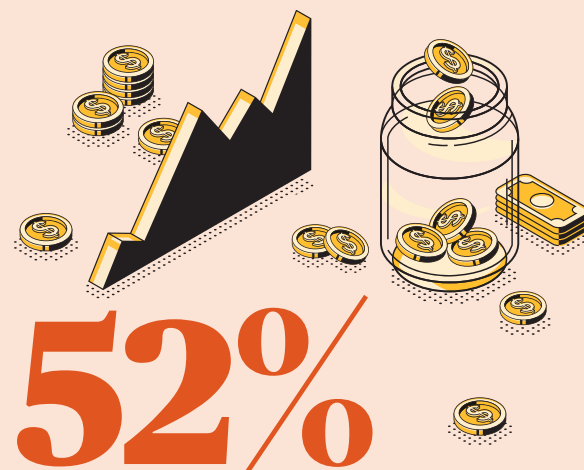


Liquefied Natural Gas (LNG)

The Alberta oil sands is the **3rd-largest** OIL RESERVE on the planet, with an estimated **162 billion barrels** in place



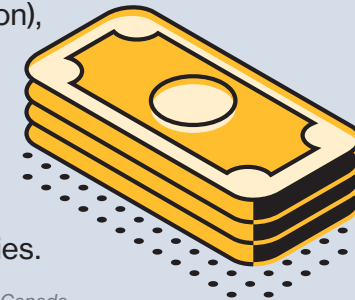
Source: Alberta Energy Regulator



52% of global oil open to free-market investment (NOT controlled by national governments) **is in the oil sands**

Source: CAPP


The ENERGY SECTOR contributed **10.6%** to **Canada's GDP** in 2018 (\$221 billion), including OIL and GAS, ELECTRICITY and indirect supporting activities.



Source: Natural Resources Canada


Canada's oil and gas sector contributed **\$493 billion**

in government revenues between 2000 and 2018, helping pay for HOSPITALS, SCHOOLS AND ROADS



Source: CEC Research

Canada also has **massive** natural gas resources, with an estimated **1,383 TRILLION CUBIC FEET** remaining



Source: Natural Resources Canada

MORE THAN **80%** of the oil sands resource is TOO DEEP FOR SURFACE MINING, and can be recovered by drilling, with a **fraction of the physical footprint per project**




Source: CAPP



Canada's oil and gas sector **SUPPORTS** nearly **500,000 direct and indirect jobs** across the country

Source: CAPP

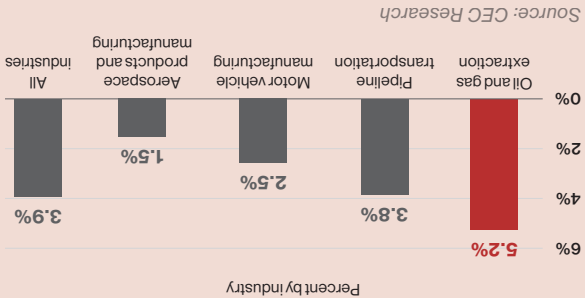


Oil and Gas Resources and Production

Jobs and Economy

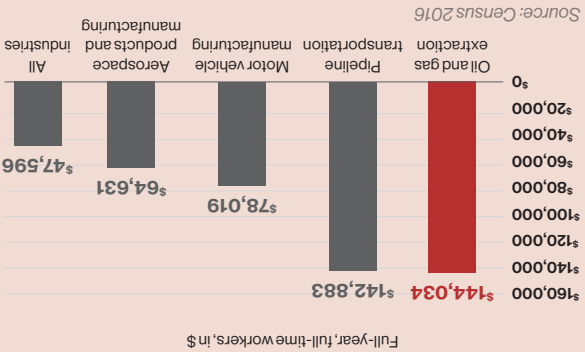
Canada's oil and gas industry employs more
Indigenous
people
by proportion than
ANY other sector

Employment for those identifying as
Aboriginal, by industry



Indigenous people
employed in Canadian oil and gas have
significantly higher median
incomes than in other industries

Median employment income for those
identifying as Aboriginal, by industry



OIL SANDS PRODUCERS spent more than
\$15 billion
with **Indigenous-owned**
businesses between
2012 and 2019, including a record
\$2.4 billion in 2019.

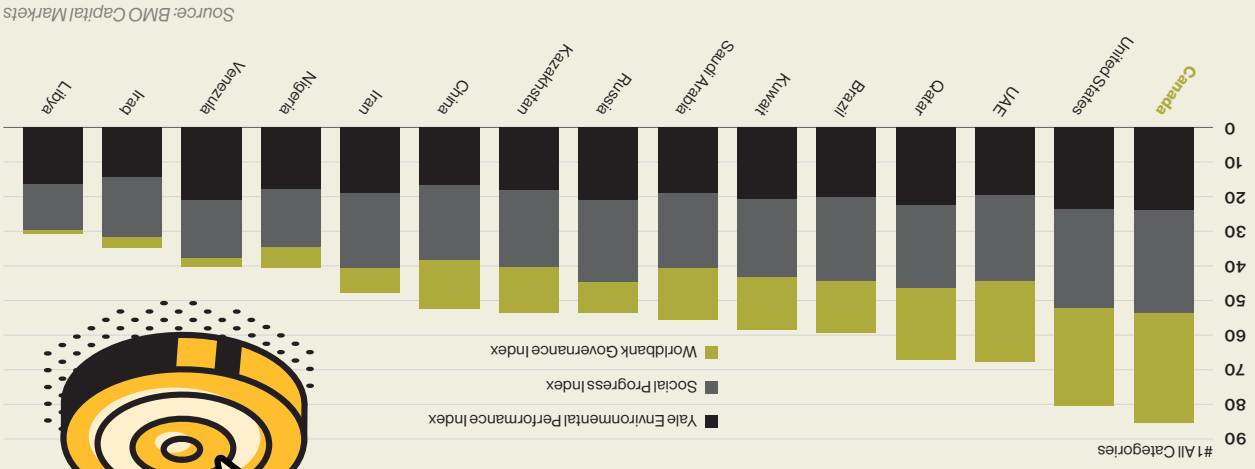
Indigenous
communities
are increasingly partners
in CANADIAN OIL AND GAS development

In 2017, two FIRST NATIONS acquired
49%
Farm for **\$545 million**, the
largest business
investment to-date
by a First Nations entity in Canada



Benefits for Indigenous People


Canada tops
ESG ratings
among the
world's top 20 oil producers



In 2019,
pipelines in
Canada SAFELY
DELIVERED more than
1.7 billion
barrels of crude oil and more than
5.6 trillion
cubic feet
of natural gas



Canada's oil and gas industries
spends more on cleantech
than all other sectors
combined, or
\$1.45 billion
of \$2 billion total in 2016



Alberta's oil and gas industry used
recycled water for
81%
of TOTAL WATER USE
in 2019.



Oil sands producers **reduced**
GHG emissions intensity
by **20%**
between 2009 and 2018,
continuing a decades-long
trend of improving performance



ESG Performance

(Environmental, Social and Governance)